

Burning Grid EA - Comprehensive Manual



Thank you for choosing this (Burning) EA (Expert Advisor).

If you have any questions, suggestions or comments, you can easily contact us via MQL5. You can also find all our products here (more to come):

<https://www.mql5.com/en/users/MagmaSoftwareSolutions/seller>

This manual will guide you through all processes such as installation, configuration, and usage of the EA so that you can unlock its full potential. Please study this manual carefully in order to achieve a successful and smooth start with this product.

Should you still have questions or need help, simply join our MQL5 chat:

<https://www.mql5.com/en/messages/0151274c579fdb01>

Getting Started

Congratulations on your decision to explore the world of Expert Advisors and indicators on the MQL5 marketplace! In this chapter, we will guide you through the most important steps to get started with these powerful tools and enhance your trading experience.

Accessing and Purchasing

The MQL5 marketplace is a real treasure trove of trading tools and offers a wide range of Expert Advisors and indicators developed by experienced traders and programmers. Here you can find a list of all our products on the MQL5 market:


<https://www.mql5.com/en/users/MagmaSoftwareSolutions/seller>

Buying Process

Click the Buy button to proceed with your purchase.

Market / MetaTrader 5 / Experts / Burning Grid

EN [edit](#) [complain](#)



349 USD

Buy: 349 USD

Rent:

For 1 month: 199 USD

Free Demo

Published: 12 May 2025
Current version: 2.5

Name

Burning Grid ★★★★★

Experts Magma Software Solutions UG Version: 2.5 Activations: 10



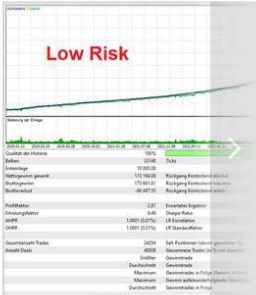
Burning Grid EA MT5 - Multi-Pair Grid Power with Adaptive Risk

Trade up to 35 forex pairs simultaneously with intelligent strategy selection, flexible risk profiles, and dynamic drawdown control.


Actual Price: \$349.00 - increases by \$100 with every 10 purchases (Final price: \$1999)

Burning Grid needs a "HEDGING" Account. Not working on "NETTING" Accounts!

LIVE SIGNALS:
[more...](#)

Select your payment method and then click the green Next button to proceed with your payment.



Buy: 349 USD

★★★★★

Magma Software Solutions UG

Authorization Selection Payment Confirmation End



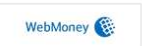


Payment for product

Price: 349 USD
VAT (19%): 66.31 USD
Total: 415.31 USD

Product: Burning Grid
Seller: Markus Magera

[MetaTrader 5](#) platform for Windows is required to use the product

Choose a payment method and go to the appropriate Payment system page:

All payment details and data are entered on the corresponding payment system website.
MetaQuotes Ltd has no access to payment details and data you enter on the payment system website.

Your purchase of the product means that you have read and accepted the [Rules of Using the Market Service](#) and the [Market Terms of Use Agreement](#). You also agree that your purchase of digital content will be available immediately and that you waive your statutory right of withdrawal according to the [Terms of Use](#).

☐ save the selected payment method for one-click payments

☐ enable auto payment (recurring payment agreement)

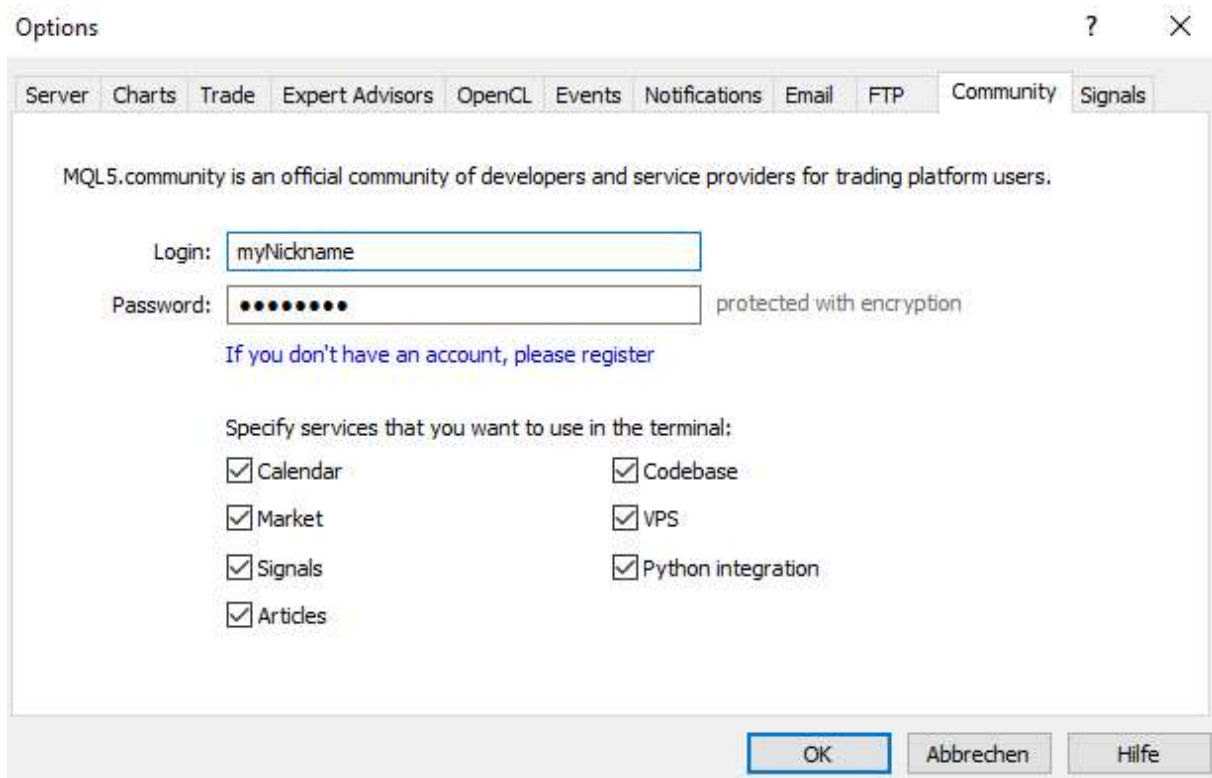
Next

Downloading, Installing and Activating Burning Grid

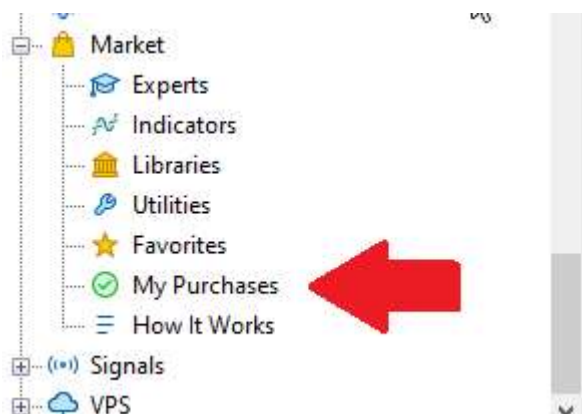
After your purchase is completed, you need to open your MT5 terminal to download and install the Burning Grid EA.

When you open the MT5 client, please make sure you are logged in with your MQL5 account. Use your MQL5 login (not your email) for this.

Open the MT5 terminal and go to “Tools -> Options -> Community” and make sure you are logged in there with your MQL5 account.



Then go to “View -> Navigator” and click on the Market folder and then on “My Purchases”.



The Purchases window with all your purchases will open on the right. Now click on the Install button for Burning Grid.

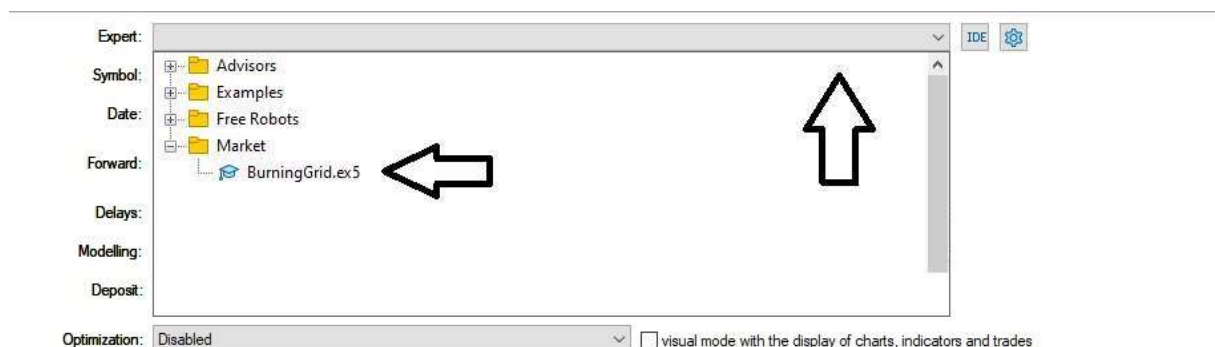


Testing Burning Grid EA with Strategy Tester

Please test your new Expert Advisor very thoroughly. Especially some settings depend on your broker (e.g., spread) and must be determined by you using the Strategy Tester!

To use the Strategy Tester, click on “View -> Strategy Tester”.

Now click on “Expert” and select Burning Grid here. You will find it under Market.



To test Burning Grid effectively, you should select a timeframe starting from 01.01.2020. Since most brokers do not offer test data for such a long period, we recommend selecting “1 Minute OHLC” for modeling. Also set the leverage offered by your broker. We recommend [ICTrading](#), which in our opinion offers the best conditions on the market.

Expert: Market\BurningGrid.ex5 IDE ⚙

Symbol: XAUUSD H1 📈

Date: Custom period 2020.01.02 2025.03.06

Forward: No 1970.01.01

Delays: 105 ms emulate slippage and requotes during trade execution

Modelling: 1 minute OHLC profit in pips for faster calculations

Deposit: 10000 EUR 1:500 leverage

Optimization: Disabled visual mode with the display of charts, indicators and trades

Then you can choose “Inputs” to configure Burning Grid for the first test.

Variable	Wert	Anfangswert	Schritte	Endwert	Anzahl Schritte
Basic Setup					
<input checked="" type="checkbox"/> Chart Selection	Multichart by manual sele...	Multichart by Marketwatch		Multichart by manual sele...	
<input checked="" type="checkbox"/> Max. allowed Risk in % for Buy Positions (min: 0.1, max: 10)	1	1.0	0.1	5	41
<input checked="" type="checkbox"/> Max. allowed Risk in % for Sell Positions (min: 0.1, max: 10)	1	1.0	0.1	5	41
<input checked="" type="checkbox"/> Maximum allowed Spread in Pts	10	10	1	100	
Backtesting & Other Settings					
<input checked="" type="checkbox"/> Disable Graphics for faster backtesting	true	false		true	
<input checked="" type="checkbox"/> Show Spreads on Dashboard	false	false		true	
<input checked="" type="checkbox"/> Pause EA	false	false		true	
<input checked="" type="checkbox"/> Base Magic Number	1977	1977	1	19770	
<input checked="" type="checkbox"/> Suffix of the Symbol					
Multi Chart Setup -- Risk Setting					
<input checked="" type="checkbox"/> Multi Chart Risk Setting	Lowest Risk - Lower Trade ...	Lowest Risk - Lower Trade ...		High Risk - Highest Drawd...	3
Multi Chart Setup -- Manual Selection					
<input checked="" type="checkbox"/> AUDCAD	On	On		Off	
<input checked="" type="checkbox"/> AUDCHF	On	On		Off	
<input checked="" type="checkbox"/> AUDJPY	On	On		Off	
<input checked="" type="checkbox"/> AUDNZD	On	On		Off	
<input checked="" type="checkbox"/> AUDSGD	On	On		Off	
<input checked="" type="checkbox"/> AUDUSD	On	On		Off	
<input checked="" type="checkbox"/> CADCHF	On	On		Off	
Overview Settings Inputs Optimization Results Agents Journal Start					

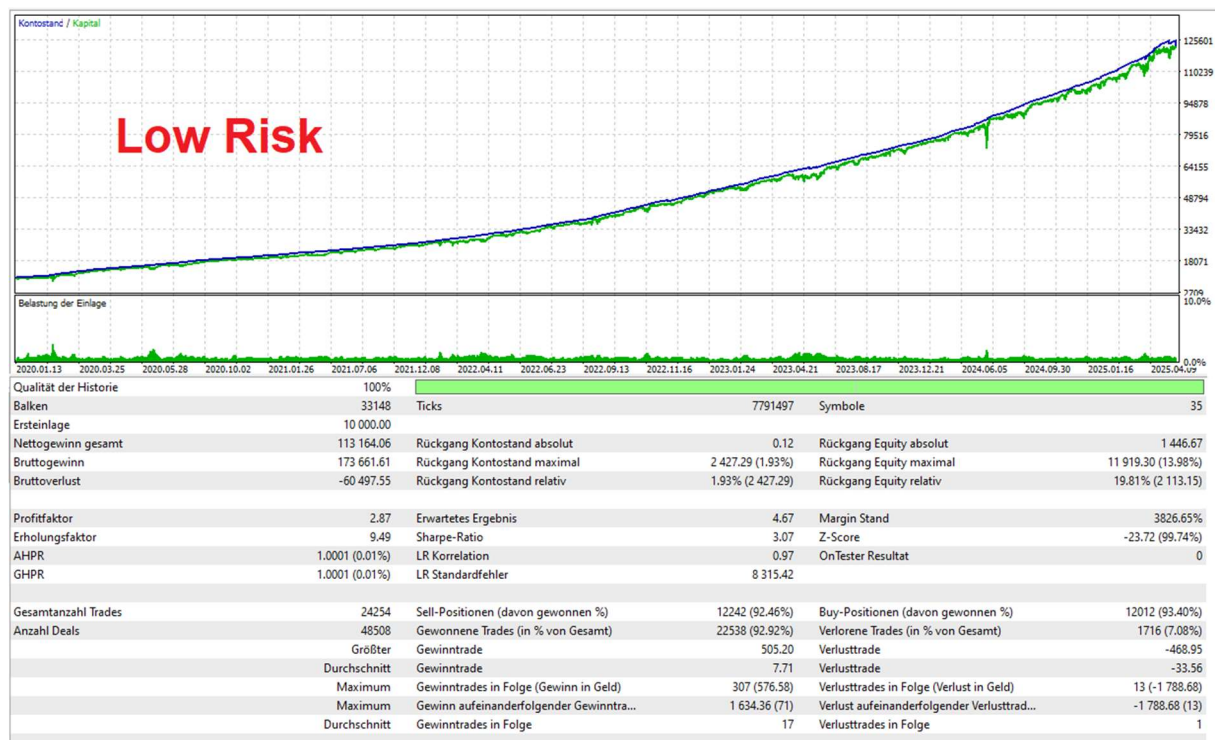
For the first test, we recommend setting the Risk % to 1, disabling graphics for a faster test, and initially using only the “Lowest Risk” setting.

A more detailed explanation of what each setting does follows below.

Then click on “Start” to begin the test.

Since more than 30 currency pairs are processed in parallel during the test, it may unfortunately take several hours depending on the CPU. If graphics are enabled, the time required will increase again. Therefore, we recommend starting the test in the evening to check the result in the morning.

00:04:06 / 07:35:33



For various brokers (e.g., prop firms or trading capital accelerators such as [iFunds](#)), it may be necessary to perform a complete test.

To do this, in the Inputs under the “Optimization” section, select the options “Slow complete algorithm” and “Drawdown min”.

Optimization: Slow complete algorithm Drawdown min

In the Inputs of Burning Grid, now select the entries shown in the graphic to find the settings that comply with the rules of your capital accelerator.

Variable	Value	Start	Step	Stop	Steps
Basic Setup					
<input type="checkbox"/> Chart Selection	Multichart by manual select...				
<input checked="" type="checkbox"/> Max. allowed Risk in % for Buy Positions (0 = no Risk Setting!)	1.0	1.0	0.1	3	21
<input checked="" type="checkbox"/> Max. allowed Risk in % for Sell Positions (0 = no Risk Setting!)	1.0	1.0	0.1	3	21
<input checked="" type="checkbox"/> Maximum allowed Spread in Pts	10	20	1	80	61
Backtesting & Other Settings					
<input type="checkbox"/> Disable Graphics for faster backtesting	true	false		true	
<input type="checkbox"/> Show Spreads on Dashboard	true	false		true	
<input type="checkbox"/> Pause EA	false	false		true	
<input type="checkbox"/> Base Magic Number	1977	1977	1	19770	
<input checked="" type="checkbox"/> Suffix of the Symbol					
Multi Chart Setup -- Risk Setting					
<input checked="" type="checkbox"/> Multi Chart Risk Setting	Medium Risk - More Drawdo...	Lowest Risk - Lower Trade a...		High Risk - Highest Drawdo...	3
Multi Chart Setup -- Manual Selection					
<input type="checkbox"/> AUDCAD	On	On		Off	
<input type="checkbox"/> AUDCHF	On	On		Off	

In the example, over 80,000 tests are needed:

80703

So be aware that this optimization will take a long time. But this ensures that the settings of Burning Grid can pass your [challenges](#)!

For regular brokers with low spreads, such as [ICTrading](#), this test is generally not necessary, but it doesn't hurt 😊

Pass	Result	Profit	Total trades	Drawdown %	riskSetting
110	10076.64	76.64	1067	13.02	High Risk - Highest Draw...
65	10076.64	76.64	1067	13.02	High Risk - Highest Draw...
62	10076.64	76.64	1067	13.02	High Risk - Highest Draw...
32	10076.35	76.35	1067	13.25	High Risk - Highest Draw...
218	10075.39	75.39	1067	13.19	High Risk - Highest Draw...
621	10073.75	73.75	391	5.72	Lowest Risk - Lower Trad...
618	10073.75	73.75	391	5.72	Lowest Risk - Lower Trad...
20	10072.81	72.81	1067	13.12	High Risk - Highest Draw...
215	10071.37	71.37	1067	13.15	High Risk - Highest Draw...
173	10069.50	69.50	1067	13.17	High Risk - Highest Draw...
125	10069.50	69.50	1067	13.17	High Risk - Highest Draw...
77	10069.50	69.50	1067	13.17	High Risk - Highest Draw...
663	10068.82	68.82	391	5.71	Lowest Risk - Lower Trad...
155	10068.73	68.73	1067	13.02	High Risk - Highest Draw...

Overview | Settings | Inputs | Optimization Results | Agents | Journal

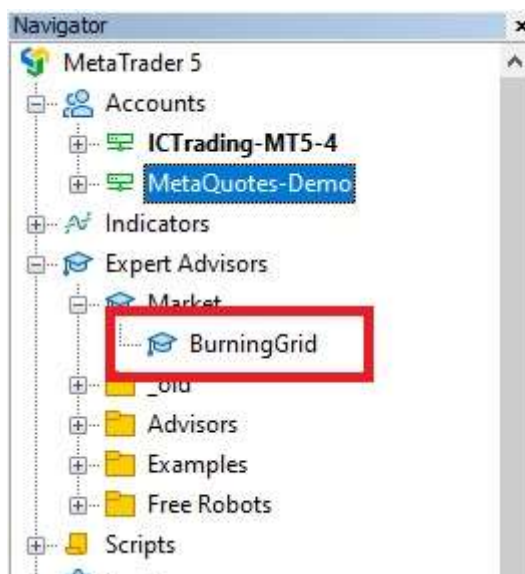
Now select from the list of results the one that does not exceed the maximum allowed DD of your [capital provider](#) (and ideally leaves some buffer).

Setting up Burning Grid on a Demo or Live Account

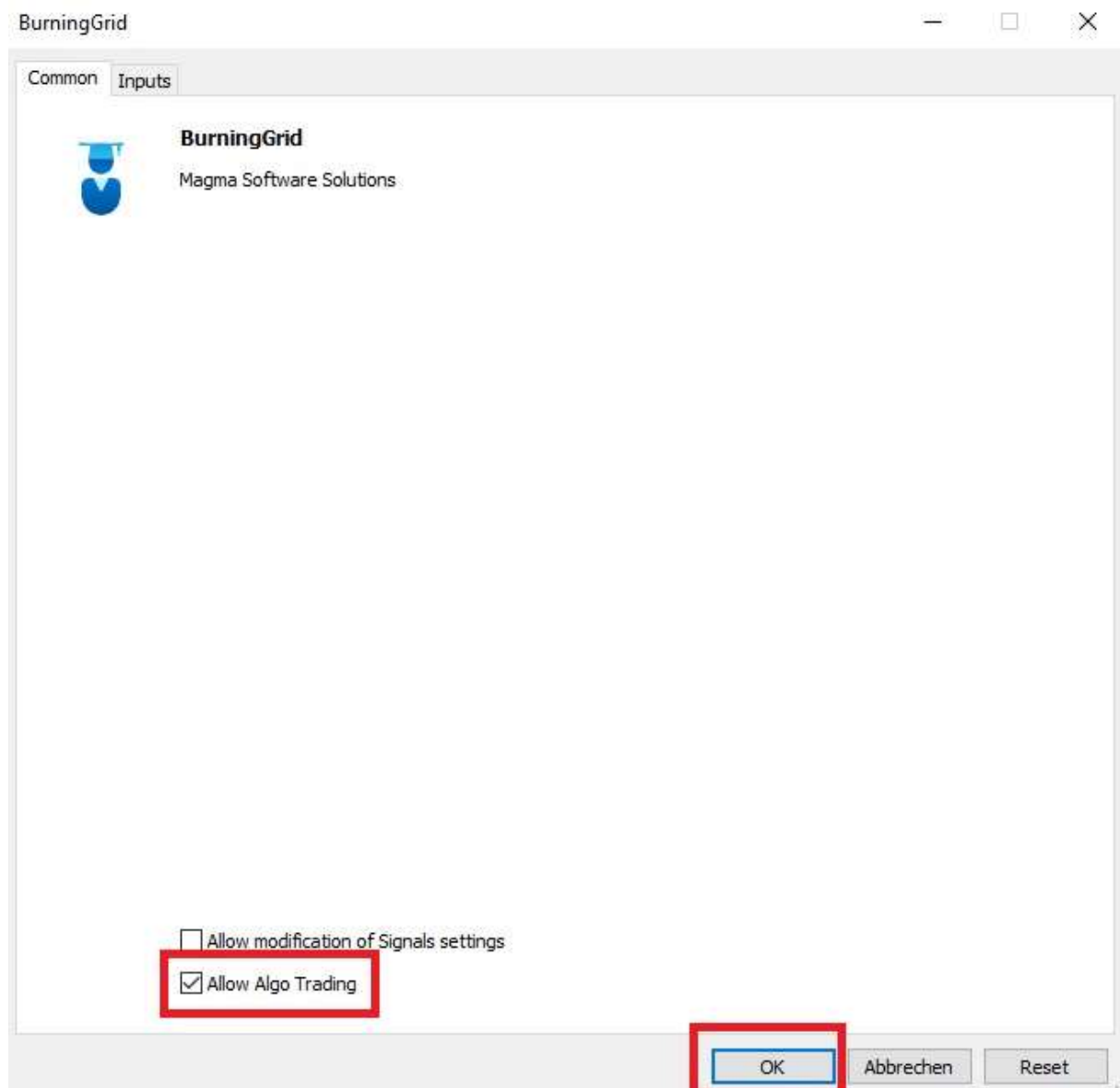
After testing Burning Grid and finding the perfect settings for your broker or [capital provider](#), we can burn down the market.

You can use the following steps for both demo and live account setups.

1. Select a symbol chart (preferably one you also want to use)
2. Drag and drop the Burning Grid EA onto the chart



3. Enable "Allow Algo Trading" and click OK



4. Click on Inputs. Here you can adopt the parameters from the tests (or use the default settings for a good broker)

Burning Grid 2.5

Common Inputs

Variable	Value
Basic Setup	
Chart Selection	Multichart by manual selection
01 Maximum allowed Spread in Pts	10
Backtesting & Other Settings	
Disable Graphics for faster backtesting	false
Show Spreads on Dashboard	false
Pause EA	false
01 Base Magic Number	1977
Suffix of the Symbol	
Multi Chart Setup -- Risk Setting	
Multi Chart Risk Setting	Lowest Risk - Lower Trade amount
1/2 Max. allowed Risk in % for Buy Positions (min: 0.1, max: 10)	1.0
1/2 Max. allowed Risk in % for Sell Positions (min: 0.1, max: 10)	1.0
1/2 Max. allowed overall DD in % for Account (0 = no max. DD)	30.0
1/2 Max. allowed overall DD in % for AUD Positions (0 = no max. DD)	10.0
1/2 Max. allowed overall DD in % for CAD Positions (0 = no max. DD)	10.0
1/2 Max. allowed overall DD in % for CHF Positions (0 = no max. DD)	10.0
1/2 Max. allowed overall DD in % for EUR Positions (0 = no max. DD)	10.0
1/2 Max. allowed overall DD in % for GBP Positions (0 = no max. DD)	10.0
1/2 Max. allowed overall DD in % for JPY Positions (0 = no max. DD)	10.0
1/2 Max. allowed overall DD in % for NZD Positions (0 = no max. DD)	10.0
1/2 Max. allowed overall DD in % for SGD Positions (0 = no max. DD)	10.0
1/2 Max. allowed overall DD in % for USD Positions (0 = no max. DD)	10.0
Multi Chart Setup -- Manual Selection	
AUDCAD	On
AUDCHF	On
AUDJPY	On
AUDNZD	On
AUDSGD	On
AUDUSD	On
CADCHF	On
CADJPY	On
CHFJPY	On
CHFSGD	On
EURAUD	On
EURCAD	On
EURCHF	On

Load

Save

OK

Abbrechen

Reset

After one last click on “Ok”, Burning Grid will start and display the following dashboard:

Expert: BurningGrid EA v.2.04 - Last Update: 2025.03.27 18:46

35 Currencies	24h	Cur M	Last M	All	Currencies	24h	Cur M	Last M	All	Currencies	24h	Cur M	Last M	All
AUDCAD	8.18	119.14	111.10	245.97	AUDCHF	0.00	0.00	0.00	566.35	AUDJPY	0.89	108.82	-132.59	48.71
AUDNZD	0.00	78.77	30.62	240.88	AUDSGD	0.36	2.00	113.14	136.72	AUDUSD	3.46	48.84	39.49	143.63
TOTAL	0.00	0.00	0.00	0.00										

Spreads

AUDCAD	29	AUDCHF	34	AUDJPY	50	AUDNZD	36	AUDSGD	5	AUDUSD	18	CADCHF	34	CADJPY	43	CHFJPY	86	CHFSGD	48
EURAUD	63	EURCAD	44	EURCHF	45	EURGBP	25	EURJPY	20	EURNZD	71	EURSGD	69	EURUSD	12	GBPAUD	71	GBPCAD	61
GBPCHF	61	GBPJPY	31	GBPNZD	84	GBPSGD	120	GBPUSD	19	NZDCAD	30	NZDCHF	28	NZDJPY	43	NZDUSD	23	SGDJPY	28
USDCAD	26	USDCHF	24	USDJPY	20	USDUSD	41	XAUUSD	15										

DrawDowns per Country in %

[AUD	0.06%	[CAD	3.44%	[CHF	7.72%	[EUR	4.66%	[GBP	3.13%	[JPY	2.77%	[NZD	0.03%	[SGD	0.00%	[USD	0.06%
------	-------	------	-------	------	-------	------	-------	------	-------	------	-------	------	-------	------	-------	------	-------

Burning Grids: [Pair Strategy Orders NextGrid TSStart Total]

[AUDCAD S28 1/4	502	178	-5.54]	[AUDJPY S73 1/5	1290	310	-0.64]	[AUDJPY S97 1/5	1528	501	-2.80]	[AUDJPY S46 1/5	677	447	-5.59]
[CADCHF S55 1/4	1049	78	0.44]	[CADCHF S34 1/5	665	130	-0.71]	[EURCAD S67 2/5	1831	180	-0.25]	[EURJPY S157 1/5	2485	526	-1.64]

At the top, the profits and losses achieved so far per pair are displayed. These are roughly totaled and shown for the last 24 hours, the current month, the previous month, and overall. Only symbols with positions closed by Burning Grid are listed here.

In the second section, the current spreads of the symbols are listed. This helps define the range for the spread in a backtest.

The third section shows the current drawdowns per currency, aggregated across all open positions.

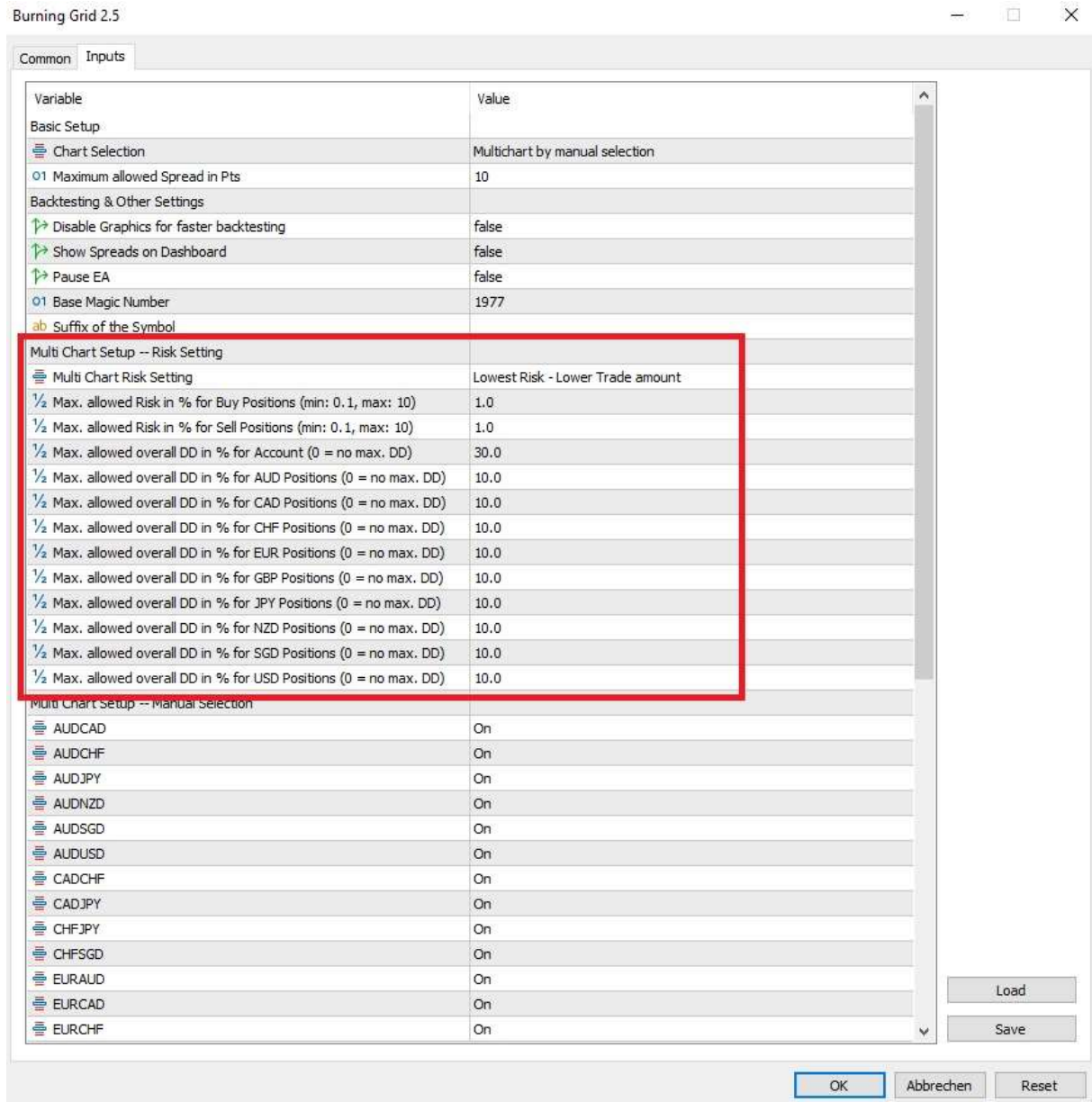
The last section shows the current open positions (Burning Grids). These are grouped by strategy and symbol.

Risk Management

Burning Grid has a built-in risk management system based on the following factors:

- Multi Chart Risk Setting:
Here you can choose between the modes “Lowest”, “Medium”, and “High” risk. The higher the risk setting, the more possible strategies are considered and the more positions can be opened in parallel!
- Risk in % für Buy und Sell Positions:
Here you can directly enter the percentage to be risked per Buy or Sell trade. You should choose a value that ensures the account will survive according to the backtests!
Please note: the Risk % for Buy and Sell Positions applies per strategy. So if a higher risk is chosen, more strategies will open more positions in parallel. This can, especially with the many pairs being traded, lead to a large drawdown up to total loss! So please choose a more conservative option at the beginning (e.g., 1% for Buy and Sell and Medium or Low Risk)
- Max. allowed overall DD in % for Account
The percentage entered here defines the maximum allowed drawdown for the account. If this is exceeded, all open positions will be closed. Afterwards, the EA will continue operating as usual.
- Max. allowed overall DD in % for XXX (Currency) Positions
If a percentage is entered here and the DD is exceeded, all positions with the country code will be closed. For the DD, ALL open positions of the country are considered (e.g., AUDUSD

and GBPUSD positions for USD). After the positions are closed, no new positions will be opened for that country in the next 24h (if the VPS allows saving data).



Burning Grid Settings

Chart Selection

Multichart by manual selection: only pairs marked with “On” are traded

Multichart by Marketwatch: pairs found in the Marketwatch and processable by the EA are traded

Max allowed Risk in %...

Risk setting in percent for **each individual strategy**. Only values from a minimum of 0.1 to a maximum of 10 are accepted. Any other value causes an error.

Max allowed Spread in Pts

The maximum difference between Bid and Ask at which Burning Grid opens a new position.

Disable Graphic for faster backtesting

If set to “true”, all graphics (like the dashboard) are disabled, resulting in significantly faster test results.

Show Spreads on Dashboard

If “true”, the middle section of the dashboard is shown. If “false”, it is not.

Pause EA

If “true”, existing open positions are processed (including rebuy), but no new strategies are triggered or opened.

Base Magic Number

The base magic number for Burning Grid. **Important:** a numerical range of ~300 is needed for the many strategies. So if the base magic number remains at 1977, the range up to 2277 will be used and should not be occupied by other Expert Advisors!

Suffix of the Symbol

Some brokers have suffixes for the pairs (e.g., “.ix”). To ensure the symbol is recognized by Burning Grid, the suffix must be entered here.

Multi Chart Setup – Manual Selection

Here you can manually select the pairs to be processed for manual selection.

Auto Trading

In order for Burning Grid to place positions, Algo Trading must be enabled in the terminal.



Please make sure your computer is ON 24/7! Since slippage and network issues can affect the performance of Burning Grid, we recommend using a [VPS](#) (Virtual Private Server), e.g., from [Commercial Network Services](#). This way, you don't need to have your computer on and monitor it constantly, but can run your EAs on a remote machine stress-free.

Updating Burning Grid

To update Burning Grid, all open positions should be closed. New versions might include strategy adjustments that can no longer process the currently open positions.

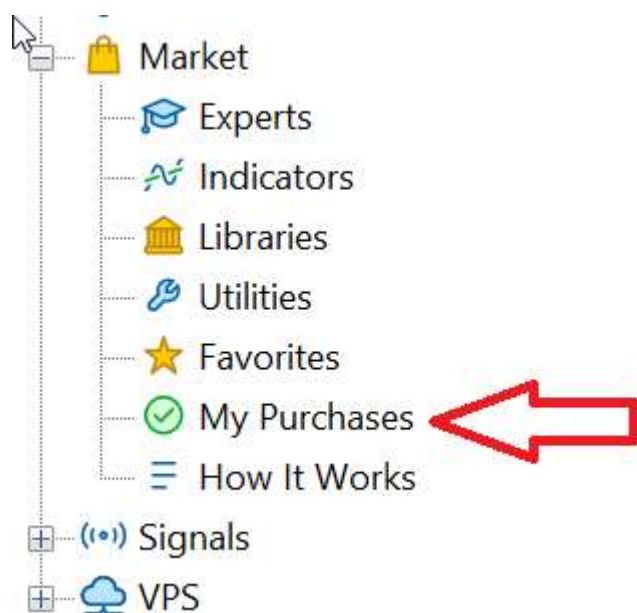
To ensure that Burning Grid only handles currently open positions but does not open any new grids, you must switch Burning Grid to pause mode:

Variable	Wert
Basic Setup	
Chart Selection	Multichart by manual selection
01 Maximum allowed Spread in Pts	10
Backtesting & Other Settings	
Disable Graphics for faster backtesting	false
Show Spreads on Dashboard	false
Pause EA	true
01 Base Magic Number	1977
ab Suffix of the Symbol	
Multi Chart Setup -- Risk Setting	
Multi Chart Risk Setting	High Risk - Highest Drawdowns, most trades, biggest Risk!!!
1/2 Max. allowed Risk in % for Buy Positions (min: 0.1, max: 10)	2.0
1/2 Max. allowed Risk in % for Sell Positions (min: 0.1, max: 10)	2.0
1/2 Max. allowed overall DD in % for Account (0 = no max. DD)	0.0
1/2 Max. allowed overall DD in % for AUD Positions (0 = no ma...	0.0
1/2 Max. allowed overall DD in % for CAD Positions (0 = no ma...	0.0
1/2 Max. allowed overall DD in % for CHF Positions (0 = no ma...	0.0

Afterwards, the top line will no longer be green but will be displayed in blue:

Expert: Burning Grid EA v.2.05 - Last Update: 2025.04.16 10:46
35 Currencies 24h Cur M Last M All Currencies 24h

From this point on, only the open grids will be processed, but no new ones will be opened!
Alternatively, you can also close Burning Grid and manually close the open positions.
Once all open positions have been closed, go to the "Market" menu in MetaTrader and then to "My Purchases":



Then click on "Update" and follow the steps in "Setting up Burning Grid on a Demo or Live Account":



If you are using the MQL VPS, you must migrate Burning Grid to the VPS afterwards!

Recommendations

Broker - [ICTrading](#) – Your Gateway to Professional Forex & CFD Trading

[IC Trading](#) is a trusted brokerage firm known for its robust suite of services in the Forex and CFD markets. Regulated by the Financial Services Commission (FSC) of Mauritius under license number GB21026834, the company operates with a strong commitment to security, transparency, and client protection.

Exceptional Trading Conditions

[IC Trading](#) stands out for offering highly competitive conditions tailored to both novice and experienced traders. With Forex CFDs starting from spreads as low as 0.0 pips, clients benefit from cost-efficient trading. Thanks to strategically placed servers in the NY4 data center, transactions are executed rapidly and without unnecessary delay—essential for capitalizing on market opportunities.

Flexible Account Options

To meet the varying needs of its clients, [IC Trading](#) provides three main account types:


- **Standard Account** – No commission, spreads from 0.8 pips. A great fit for manual traders and those who value simplicity.
- **Raw Spread Account** – Spreads from 0.0 pips with a \$3.5 commission per trade. Tailored for scalpers and advanced traders. (Required for optimal performance with the **Burning Grid** EA)
- **Islamic Account** – A swap-free solution for clients who follow faith-based principles and cannot receive or pay interest.

Practice Without the Risk

For those looking to explore the platform or fine-tune their strategies, [IC Trading](#) also offers a risk-free **demo account**. This feature enables users to gain practical experience and test various trading approaches using real-time data—without putting any capital on the line.

Ready to get started?

Click this [link](#) to open your [IC Trading](#) account.



QuickstartTradingPlatformsMore

Client Login


Trade CFDs with Confidence

IC Trading offers variable spreads on our [MetaTrader 4](#) and [MetaTrader 5](#) forex trading platforms.

Trade Now

Try a Free Demo



EURUSD 

BidAsk

1.139831.13984

SPREAD

0.1

0.0 PIP SPREADS*

1:500 LEVERAGE

0.01 MICRO LOT TRADING

+2250 TRADABLE INSTRUMENTS

24/7 DEDICATED SUPPORT

Trading Capital Accelerator - [iFUNDS](#) – Instant Capital for Ambitious Trader

[iFunds.io](#) is a modern proprietary trading firm that offers traders a fast and flexible way to access capital. Unlike traditional funding models, iFunds.io removes the need for challenges or evaluations. Traders can begin trading with capital immediately—up to \$500,000—allowing them to focus purely on performance from day one.

What Sets [iFunds.io](#) Apart

- Instant Access to Capital**
No delays, no hurdles. Traders can start with a funded account instantly.
- Customizable Profit Splits**
Choose a profit-sharing model and drawdown limits that align with your trading style and risk preferences.
- No Daily Drawdown Limits**
Focus on your strategy without the pressure of daily loss restrictions. Only the overall drawdown matters.

- **EA and Bot-Friendly**

Algorithmic traders are welcome. Expert Advisors and trading bots (like Burning Grid) are fully supported—as long as they follow fair trading rules.

- **Fast Payouts**

Profits can be withdrawn at any time, with fast processing to keep your earnings accessible when you need them.

- **Scalable Accounts**

As your performance grows, so can your funding. Profits can be reinvested to access larger capital tiers.

Account Options for Every Trader

iFunds.io offers a range of account sizes, each designed to suit different trading goals:

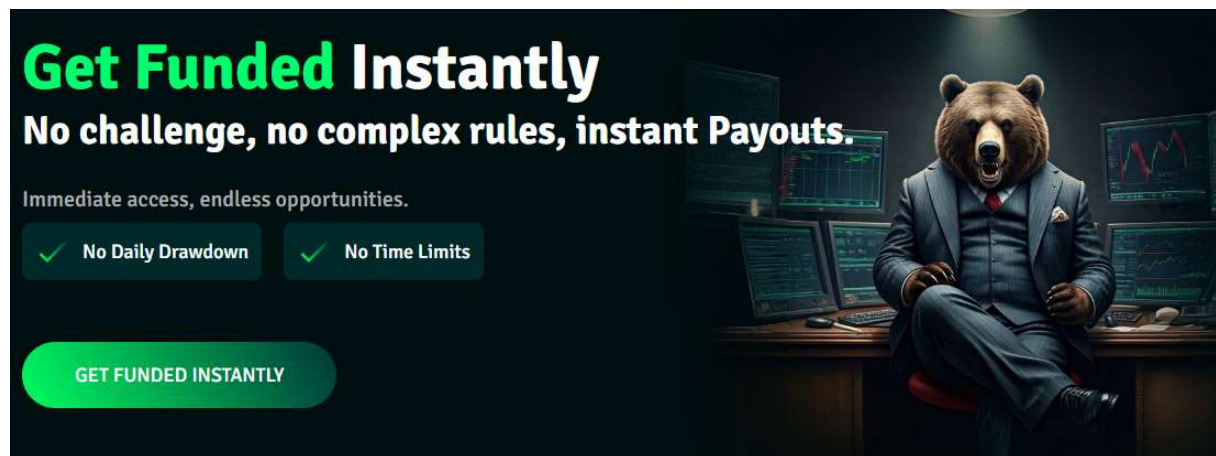
- **Intern** – Start with \$2,500 in capital and a 50% profit split.
- **Starter** – Begin with \$5,000 and grow with experience.
- **Ambitious** – Access \$10,000 in capital, ideal for more aggressive strategies.

All accounts come with a 10% maximum loss limit, no daily drawdowns, and no time pressure or trading day minimums.

Extra Perks

- **Public Leaderboard** – Gain recognition by showcasing your trading results.
- **Copy Trading** – Monetize your strategies by allowing others to follow your trades.
- **Global Accessibility** – Trade from anywhere, with full flexibility for your trading setup.

[iFunds.io](https://ifunds.io) empowers traders with capital, freedom, and opportunity—without the traditional roadblocks.



Get Funded Instantly
No challenge, no complex rules, instant Payouts.

Immediate access, endless opportunities.

- ✓ No Daily Drawdown
- ✓ No Time Limits

GET FUNDED INSTANTLY

[FTMO](#) – The Professional Path to Proprietary Trading

[FTMO](#) is one of the most recognized and well-established proprietary trading firms worldwide. It offers talented and disciplined traders the opportunity to trade with up to **\$200,000** in starting capital – and with consistent performance, even up to **\$400,000**. What sets FTMO apart: there is no instant funding. Instead, the firm relies on a transparent, two-phase evaluation model that fairly assesses performance and risk management.

What Makes [FTMO](#) Stand Out

- **No Time Pressure**
Traders can take as much time as they need to meet their trading objectives.
- **Two-Step Evaluation Process**
The path to an [FTMO](#) Account consists of two phases: the [FTMO](#) Challenge and the Verification. In the Challenge phase, traders aim to achieve a 10% profit target without exceeding defined loss limits. The Verification phase requires a 5% profit target.
- **Attractive Profit Share**
Successful traders keep 80% of their profits. Through the Scaling Plan, this can increase to 90%.
- **Regular Payouts**
Payouts can be requested 14 days after the first trade. After that, payouts are available every 14 days.
- **Scaling Plan for Growing Capital**
With consistent performance, the trading account is increased by 25% every four months, up to a maximum of \$400,000.

Account Types for Different Trading Styles

- **Classic Account** – For day traders who open and close positions within the same day. Leverage up to 1:100.
- **Swing Account** – For traders who hold positions overnight or over the weekend. Leverage up to 1:30.

Additional Advantages

- Diverse Trading Platforms – Support for MetaTrader 4, MetaTrader 5, cTrader, and DXtrade.
- Wide Range of Instruments – Forex, indices, commodities, stocks, and cryptocurrencies.
- Transparent Rules and Conditions – Clear limits: maximum daily loss of 5% and maximum overall loss of 10%.

[FTMO](#) offers ambitious traders a structured platform to trade with company capital and take their trading career to the next level.



VPS – [Commercial Network Services](#)

Why Running a Forex EA on a VPS

For traders relying on Expert Advisors (EAs) in the forex market, operating through a Virtual Private Server (VPS) can make a world of difference. A VPS allows your trading system to function independently of your personal computer—meaning trades continue to be placed around the clock, regardless of local power outages or internet disruptions.

Because VPS hosting is optimized for speed, it significantly reduces latency, enabling quicker trade execution and minimizing slippage. Security is another major plus: by separating your trading environment from your personal device, you protect your strategy from viruses, malware, and system crashes.

In short, a [VPS](#) offers a stable, secure, and uninterrupted trading experience that's essential for serious forex traders.

Why Many Traders Trust [Commercial Network Services \(CNS\)](#)

[CNS](#) is a top-tier VPS provider recognized in the forex community for its high-performance infrastructure and commitment to uptime.

- Ultra-low latency means trades are processed with near-instant speed.
- Full compatibility with Windows (64-bit), Linux, macOS, and mobile platforms.
- Your EA stays active 24/7, with no manual intervention needed.
- Security features include real-time antivirus scanning, regular backups, and automatic system optimization.
- Advanced protections like dual firewalls and packet monitoring keep your data safe.
- Responsive 24/7 support is always available to assist you.

<https://trader.ftmo.com/?affiliates=hEgLCVYIshOwRknSIMOn>

Ready to level up your trading setup? Host your EA with [CNS](#).



The advertisement features a dark blue background with a stylized city skyline. At the top, the CNS logo is displayed. The main text reads: 'GLOBAL LEADER IN MANAGED VPS & TRADE SYSTEMS FOR ALGORITHMIC TRADING'. Below this, a downward arrow points to 'CNS Ultra Trader VPS Desktops'. Further down, it states '100% guaranteed up time'. At the bottom, a bright green button contains the text 'Get Blistering Speed Now'.

